



MAC PARA TECHNOLOGY



2017 - 2018

Muse 4



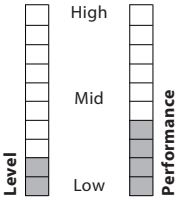
Fun to Fly

Based on the success of the Muse series, the Muse 4 continues making history because of its popularity and the beloved launching characteristics that Mac Para gliders are known for. Intensive testing resulted in a well balanced glider with simple take off characteristics and easy behaviour during extreme manoeuvres.

Quality you can See and Feel

The Muse 4 embodies designs from Mac Para’s other intermediate performance paragliders. The bonus is that it offers incredible safety and stability and is really fun to fly. Safety and performance matched together makes this a popular choice for teaching and for weekend pilots alike.

Muse 4		22 (XS)	24 (S)	26 (M)	28 (L)	30 (XL)	34 (XXL)
Zoom flat	[%]	88	92.6	96.5	100	104	111
Area flat	[m²]	21.68	24.01	26.07	28.00	30.28	34.50
Area projected	[m²]	18.94	20.97	22.78	24.46	26.46	30.14
Span flat	[m]	10.58	11.13	11.60	12.02	12.50	13.34
Span projected	[m]	8.52	8.96	9.34	9.68	10.07	10.74
Aspect ratio proj.		3.83	3.83	3.83	3.83	3.83	3.83
Aspect ratio flat		5.16	5.16	5.16	5.16	5.16	5.16
Cells		46	46	46	46	46	46
Weight	[kg]	4.70	4.90	5.10	5.30	5.50	5.90
Weight range	[kg]	60-75	67-85	75-95	85-110	105-135	115-150



illusion



Intermediate Performance Glider

EN-B

Discover Your Potential

You just sold your school glider and you are looking to progress in your flying career. The Illusion is new in our range and is suitable for a wide range of pilots. From first thermaling flights to long cross-country adventures, the glider offers impressive performance and stability. It benefits from the latest technology and development invested in the Elan and the Eden 6.

Designed by the motto Fly in Peace

At take off, in flight and during landings it will always react the way you are expecting. The Illusion convinces by its precise handling and smooth behaviour in the air. Selected materials guarantee longevity and maintain correct line geometry without the need for retrimming. The semi-light canopy will delight you on your first hike and fly adventures.

Illusion		22 (XS)	24 (S)	26 (M)	28 (L)	30 (XL)	33 (XXL)
Zoom flat	[%]	88	92	96	100	104	109.5
Area flat	[m ²]	21.64	23.65	25.75	27.94	30.22	33.50
Area projected	[m ²]	17.81	19.47	21.20	23.00	24.88	27.58
Span flat	[m]	10.75	11.24	11.73	12.22	12.71	13.38
Span projected	[m]	8.93	9.34	9.74	10.15	10.56	11.11
Aspect ratio proj.		4.48	4.48	4.48	4.48	4.48	4.48
Aspect ratio flat		5.34	5.34	5.34	5.34	5.34	5.34
Cells		52	52	52	52	52	52
Weight	[kg]	4.10	4.35	4.60	4.85	5.10	5.45
Weight range	[kg]	60-77	70-90	78-100	85-110	105-130	115-145



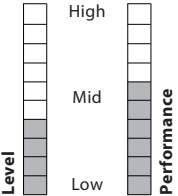
orange



white



blue



Eden 6



High Performance Glider

EN-B

The Eden series sticks to its principles: Change is the only Constant

With the Eden 6, we introduce revolutionary “leading-edge-technology” to the EN-B class. The completely new leading edge construction grants extremely high XC potential. The result is a sporty glider with extraordinary glide performance, which excels in accelerated flight.

Performance Highlights

The highly balanced canopy is combined with sportive handling in thermals. Easy launching and landing characteristics have always been a Mac Para tradition and continue with the Eden 6. Its new performance features, progressive handling and safety will convince many pilots in search of the perfect XC paraglider. All this with a high degree of passive safety.

Eden 6		22 (XS)	24 (S)	26 (M)	28 (L)	30 (XL)	33 (XXL)
Zoom flat	[%]	88	92.5	96	100	104	109
Area flat	[m ²]	21.54	23.79	25.63	27.81	30.08	33.04
Area projected	[m ²]	18.45	20.38	21.95	23.82	25.76	28.30
Span flat	[m]	11.28	11.86	12.31	12.82	13.33	13.97
Span projected	[m]	9.02	9.48	9.84	10.25	10.66	11.17
Aspect ratio proj.		4.41	4.41	4.41	4.41	4.41	4.41
Aspect ratio flat		5.91	5.91	5.91	5.91	5.91	5.91
Cells		56	56	56	56	56	56
Weight	[kg]	4.65	4.95	5.20	5.50	5.85	6.20
Weight range	[kg]	55-75	70-90	78-100	90-112	105-130	115-145



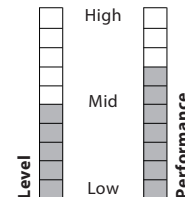
lime



orange



blue



Paradis



High Performance Glider

EN-B

Flying and Hiking

If you like to hike up to launch or travel with lightweight equipment, then the Paradis is the perfect wing for you! With the Paradis we have created a sports class glider that combines the performance of the Eden 6 with the weight of a hike & fly glider. It retains the same technology, comfort and safety in flight of the Eden 6.

Lighter

High quality materials and perfect workmanship guarantee that this wing will bring you pleasure for a long time. It weights 0.8/1.0 kg less with classic rapid links/soft links. Suitable for sports class pilots who are looking for a lightweight wing with uncompromised performance. All this with a high degree of passive safety.

Paradis		22 (XS)	24 (S)	26 (M)	28 (L)	30 (XL)	33 (XXL)
Zoom flat	[%]	88	92.5	96	100	104	109
Area flat	[m ²]	21.54	23.79	25.63	27.81	30.08	33.04
Area projected	[m ²]	18.45	20.38	21.95	23.82	25.76	28.30
Span flat	[m]	11.28	11.86	12.31	12.82	13.33	13.97
Span projected	[m]	9.02	9.48	9.84	10.25	10.66	11.17
Aspect ratio proj.		4.41	4.41	4.41	4.41	4.41	4.41
Aspect ratio flat		5.91	5.91	5.91	5.91	5.91	5.91
Cells		56	56	56	56	56	56
Weight	[kg]	3.85	4.10	4.30	4.60	4.85	5.15
Weight range	[kg]	55-75	70-90	78-100	90-112	105-130	115-145



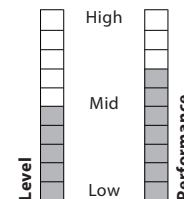
lime



red



white



Elan / Elan^{Light}



High Performance Glider

EN-C

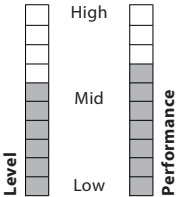

Mission Achieved: Fly in Peace

Maximum performance with minimum risk. Flying the Elan is the new, relaxing way to enjoy paragliding. If you are a performance-oriented pilot but you want a high amount of security the Elan is the perfect glider for you.

Conclusion (Marcus King XC Magazine)

The Elan gives a smooth comfortable ride and crisp handling, allowing you to climb efficiently. You can core the strong stuff and leave it to deal with the rough stuff. That level of comfort makes it a great wing for pilots moving up into the EN-C class of wings, and the handling is engaging enough for experienced pilots looking for a mellower ride. I saw a clip on the BBC's car review show Top Gear recently where the presenters were racing a performance car around the track. They found it actually went quicker in comfort mode. And with the Elan you might just find the same.

Elan / Elan Light		22 (XS)	24 (S)	26 (M)	28 (L)	30 (XL)	33 (XXL)
Zoom flat	[%]	89	92	96.5	100	103.5	108
Area flat	[m ²]	22.18	23.70	26.07	28.00	29.99	32.66
Area projected	[m ²]	19.34	20.67	22.74	24.42	26.16	28.48
Span flat	[m]	11.71	12.11	12.70	13.16	13.62	14.21
Span projected	[m]	9.35	9.67	10.14	10.51	10.88	11.35
Aspect ratio proj.		4.52	4.52	4.52	4.52	4.52	4.52
Aspect ratio flat		6.18	6.18	6.18	6.18	6.18	6.18
Cells		63	63	63	63	63	63
Weight	[kg]	5.3 / 3.9	5.45 / 4.2	5.65 / 4.5	5.9 / 4.8	6.1 / 5.0	6.4 / 5.3
Weight range	[kg]	60-80	70-90	78-100	90-112	105-130	115-145



Icon



Cutting Edge Glider

EN-D

Ultimate

The Icon is our ultimate glider for experienced XC pilots who make no compromises when it comes to performance flying. This classic 3-liner offers a wide speed range and excellent climbing performance. The result is a lightweight glider of LTF/EN-D class with extraordinary glide performance that excels in accelerated flight.

Enjoy the Ride

Carefully selected airfoils offer accurate pitching while thermaling and good penetration when flying into wind. In addition, a clean, completely new leading edge grants extremely high XC potential throughout the whole speed range. The Icon is a perfect tool for covering long distances.

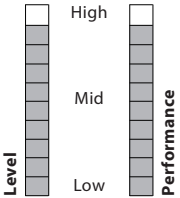
Icon		24 (S)	26 (M)	29 (L)
Zoom flat	[%]	95	100	104.5
Area flat	[m ²]	23.83	26.40	28.83
Area projected	[m ²]	20.27	22.46	24.53
Span flat	[m]	12.83	13.50	14.11
Span projected	[m]	10.01	10.54	11.01
Aspect ratio proj.		4.95	4.95	4.95
Aspect ratio flat		6.9	6.9	6.9
Cells		71	71	71
Weight	[kg]	5.50	5.90	6.30
Weight range	[kg]	78-98	90-112	100-125



lime



white



Pasha 6




Share the Feeling of Flying

The Pasha 6 is designed for pilots who use the glider as a working tool to share the feeling and fun of flying. It does not matter if you're a commercial pilot or a pilot focused on cross country flights. The Pasha 6 will fully satisfy your requirements while offering great cross country potential thanks to its excellent glide ratio.

Easy Use

Easy take off with good lift to get into the 3rd dimension. The handling is very light and precise in turns and it's really comfortable to enjoy the thermals. You will think you are hanging under a solo glider. The landing is very easy, the flare is nice with good control of speed.

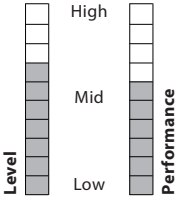
Pasha 6		39 (M)	42 (L)
Zoom flat	[%]	96	100
Area flat	[m²]	39.21	42.55
Area projected	[m²]	31.80	34.50
Span flat	[m]	14.35	14.95
Span projected	[m]	12.21	12.72
Aspect ratio proj.		4.57	4.57
Aspect ratio flat		5.25	5.25
Cells		58	58
Weight	[kg]	6.80	7.50
Weight range	[kg]	120-190	140-220



white

lime

orange



Charger



Special design Charger Free Style

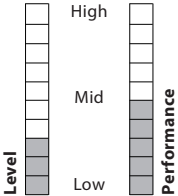
Performance Freedom Flying

The Charger is a full-blooded reflex paramotoring glider. New and seasoned pilots alike will immediately feel comfortable flying the Charger and appreciate its incredibly easy launching and landing characteristics, superb stability and excellent cruising speed.

Looks and Feels Good!

The Charger is the ultimate ‘pilot friendly’ paramotor wing, both in the sky and on the ground. Extremely resistant to collapse, the Charger will put you at ease and allow you to enjoy the scenery, instead of worrying ‘what’s next!’. While flying this beauty you’ll notice right away that it is capable of performing everything you need to enjoy the air.

Charger		21 (XS)	23 (S)	25 (M)	28 (L)	31 (XL)
Zoom flat	[%]	87	91.5	95.3	100	105.5
Area flat	[m ²]	21.19	23.44	25.43	28.00	31.16
Area projected	[m ²]	19.03	21.05	22.83	25.14	27.98
Span flat	[m]	10.44	10.98	11.44	12.00	12.66
Span projected	[m]	8.42	8.86	9.23	9.68	10.21
Aspect ratio proj.		3.73	3.73	3.73	3.73	3.73
Aspect ratio flat		5.14	5.14	5.14	5.14	5.14
Cells		46	46	46	46	46
Weight	[kg]	5.30	5.50	5.60	5.70	6.00
Weight range	[kg]	77-115	93-120	100-137	113-160	140-190



Blaze GT



Benefits of Reflex and Sporty Handling

It features excellent stability throughout the full weight and speed range. Managing the angle and radius of turns is effortless despite its high reflex stability. The canopy offers uncompromising flexibility and agility in turns. The Blaze GT absolutely carves through the air with ease!

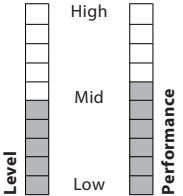
Pilot friendly Reflex Performance

Mac Para gliders are well known for excellent launching and landing characteristics. The Blaze GT is no different. These characteristics offer safe, easy launches and landings even in nil wind conditions or when heavily loaded. The wing tip steering is superbly designed.

Blaze GT		19 (XS)	21 (S)	23 (M)	26 (L)	29 (XL)
Zoom flat	[%]	90.48	95.24	100	105.71	111.43
Area flat	[m ²]	19.30	21.39	23.58	26.35	29.28
Area projected	[m ²]	16.92	18.75	20.67	23.10	25.67
Span flat	[m]	10.13	10.66	11.19	11.83	12.47
Span projected	[m]	8.41	8.85	9.29	9.82	10.35
Aspect ratio proj.		4.18	4.18	4.18	4.18	4.18
Aspect ratio flat		5.31	5.31	5.31	5.31	5.31
Cells		58	58	58	58	58
Weight	[kg]	5.30	5.50	5.90	6.30	6.60
Weight range	[kg]	84-117	95-130	105-145	115-160	128-180



orange



Paradox



Cutting Edge Paramotoring Glider

Powered Racing in New Style

The Paradox is a classic powered competition wing with newly designed reflex-airfoils. C rod technology on the leading edge combined with RFE – panel reinforcement technology – provide extra speed, performance and stability. The Paradox is a specific reflex glider with extraordinary manoeuvrability, speed, fun potential and easy launching and landing characteristics.

Exceptional Handling

The Paradox inflates very easily in all conditions even in a light, nil or cross wind. The wing offers sporty handling in all trim settings. It features wing tip steering toggles for accelerated flying. When operating the speed bar the speed increase is extremely progressive. It is really fast!


Paradox		18 (XS)	20 (S)	22 (M)	24 (L)	27 (XL)
Zoom flat	[%]	92	96	100	106.5	112
Area flat	[m ²]	18.28	19.91	21.60	24.50	27.10
Area projected	[m ²]	16.09	17.52	19.01	21.56	23.85
Span flat	[m]	10.47	10.92	11.38	12.12	12.75
Span projected	[m]	8.53	8.90	9.27	9.87	10.38
Aspect ratio proj.		4.52	4.52	4.52	4.52	4.52
Aspect ratio flat		6	6	6	6	6
Cells		63	63	63	63	63
Weight	[kg]	5.15	5.30	5.65	6.10	6.20
Weight range	[kg]	90-130	95-137	105-145	115-160	130-180



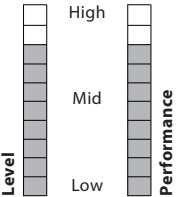
lime



red



orange



T-Ride



Paramotoring Glider for Heavy Trikes

Trike Power with Wheels

The T-Ride is a paraglider specially designed for heavy para-trikes. It features easy take off and landing characteristics matched with excellent manoeuvrability. The design highlights are stability and efficient cruising speed, resulting in lower fuel consumption.

Exceptional Handling for a Trike Specific Glider

You will enjoy sporty handling when flying the T-Ride. The smooth shape of the airfoil nose is maintained using Mylar reinforcement combined with plastic rods for easy launching. The high performance comes from a combination of the RFE support and the design of the leading edge.

T-Ride 39


Zoom flat	[%]	100
Area flat	[m ²]	38.88
Area projected	[m ²]	34.09
Span flat	[m]	14.21
Span projected	[m]	11.98
Aspect ratio proj.		4.2
Aspect ratio flat		5.2
Cells		58
Weight	[kg]	8.30
Weight range	[kg]	200-400



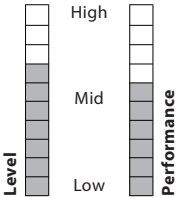
orange



red



gold





MAC PARA TECHNOLOGY

Televizni 2615

756 61 Roznov pod Radhostem

Czech Republic, EUROPE



MAC PARA TECHNOLOGY

+420 571 11 55 66

mailbox@macpara.cz

www.macpara.com

Photos: Peter Recek, Ondrej Sapik, Florian Loitzl, Davide Cardona